










Measurement Practice




Use the ruler to measure the school items and number the object from shortest to longest.




Example:




	2.3 cm	<div>2</div>
	4 cm	<div>3</div>
	1.5 cm	<div>1</div>

	_____ cm	<div></div>
	_____ cm	<div></div>
	_____ cm	<div></div>

	_____ cm	<div></div>
	_____ cm	<div></div>
	_____ cm	<div></div>

	_____ cm	<div></div>
	_____ cm	<div></div>
	_____ cm	<div></div>

	_____ cm	<div></div>
	_____ cm	<div></div>
	_____ cm	<div></div>

	_____ cm	<div></div>
	_____ cm	<div></div>
	_____ cm	<div></div>