

Chinese Writing - Directions

I. Practice writing the character.


shàng 上	卜 上	(Up)
	上	
xià 下	一 丅 下	(Down)
	下	
zuǒ 左	一 𠂇 𠂇 𠂇 左	(Left)
	左	
yòu 右	一 𠂇 𠂇 𠂇 右	(Right)
	右	









= PG1 =



Copyright © Kiddy123.com

2. Fill in the box with correct character follow the pictures below to complete the sentences.



	在 (zài)		的 (de)	<div style="border: 1px solid black; width: 80px; height: 60px; position: relative;"> <div style="position: absolute; top: 50%; left: 50%; transform: translate(-50%, -50%); border-top: 1px dashed black; border-bottom: 1px dashed black; width: 100%; height: 0;"></div> <div style="position: absolute; left: 50%; top: 0; transform: translate(-50%, 50%); border-left: 1px dashed black; border-right: 1px dashed black; width: 0; height: 100%;"></div> </div>	边 (biān)。
	在 (zài)		的 (de)	<div style="border: 1px solid black; width: 80px; height: 60px; position: relative;"> <div style="position: absolute; top: 50%; left: 50%; transform: translate(-50%, -50%); border-top: 1px dashed black; border-bottom: 1px dashed black; width: 100%; height: 0;"></div> <div style="position: absolute; left: 50%; top: 0; transform: translate(-50%, 50%); border-left: 1px dashed black; border-right: 1px dashed black; width: 0; height: 100%;"></div> </div>	边 (biān)。
	在 (zài)		的 (de)	<div style="border: 1px solid black; width: 80px; height: 60px; position: relative;"> <div style="position: absolute; top: 50%; left: 50%; transform: translate(-50%, -50%); border-top: 1px dashed black; border-bottom: 1px dashed black; width: 100%; height: 0;"></div> <div style="position: absolute; left: 50%; top: 0; transform: translate(-50%, 50%); border-left: 1px dashed black; border-right: 1px dashed black; width: 0; height: 100%;"></div> </div>	面 (miàn)。
	在 (zài)		的 (de)	<div style="border: 1px solid black; width: 80px; height: 60px; position: relative;"> <div style="position: absolute; top: 50%; left: 50%; transform: translate(-50%, -50%); border-top: 1px dashed black; border-bottom: 1px dashed black; width: 100%; height: 0;"></div> <div style="position: absolute; left: 50%; top: 0; transform: translate(-50%, 50%); border-left: 1px dashed black; border-right: 1px dashed black; width: 0; height: 100%;"></div> </div>	面 (miàn)。

Vocabulary : 在 - at/on; 的 - of; 边/面 - side. **Example:** The milk is on the right side of the cat.

= PG2 =